
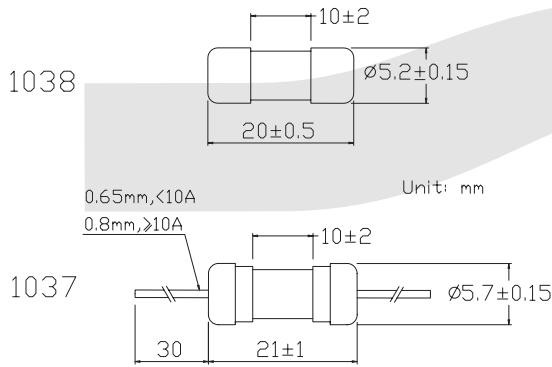


FUSE AND FUSE HOLDER

Φ5.2x20 Glass Tube Fuse Series

KLS5-1037/1038 Φ5.2x20 Glass Tube Fuse (Slow Blow) Series

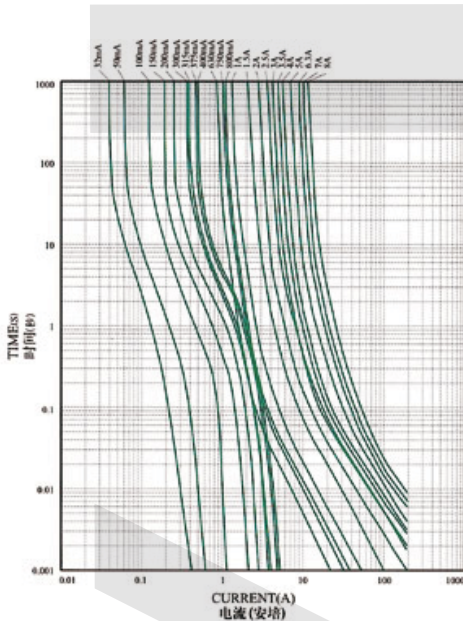


ELECTRICAL CHARACTERISTICS

RATING	Blowing Time
100%	4 hours Min
135%	1 hours Max
200%	5 sec Max

Part No.	Rated Current	Rated Voltage
1038-0100	100mA	125V/250V
1038-0125	125mA	125V/250V
1038-0150	150mA	125V/250V
1038-0160	160mA	125V/250V
1038-0200	200mA	125V/250V
1038-0250	250mA	125V/250V
1038-0300	300mA	125V/250V
1038-0315	315mA	125V/250V
1038-0350	350mA	125V/250V
1038-0400	400mA	125V/250V
1038-0500	500mA	125V/250V
1038-0600	600mA	125V/250V
1038-0700	700mA	125V/250V
1038-0750	750mA	125V/250V
1038-0800	800mA	125V/250V
1038-1000	1A	125V/250V
1038-1200	1.2A	125V/250V
1038-1250	1.25A	125V/250V
1038-1500	1.5A	125V/250V
1038-1600	1.6A	125V/250V
1038-1800	1.8A	125V/250V
1038-2000	2A	125V/250V
1038-2500	2.5A	125V/250V
1038-3000	3A	125V/250V
1038-3150	3.15A	125V/250V
1038-3500	3.5A	125V/250V
1038-4000	4A	125V/250V
1038-5000	5A	125V/250V
1038-6000	6A	125V/250V
1038-6300	6.3A	125V/250V
1038-7000	7A	125V/250V
1038-8000	8A	125V/250V
1038-10000	10A	125V/250V
1038-12000	12A	125V/250V
1038-15000	15A	125V/250V

Part No.	Rated Current	Rated Voltage
1037-0100	100mA	125V/250V
1037-0125	125mA	125V/250V
1037-0150	150mA	125V/250V
1037-0160	160mA	125V/250V
1037-0200	200mA	125V/250V
1037-0250	250mA	125V/250V
1037-0300	300mA	125V/250V
1037-0315	315mA	125V/250V
1037-0350	350mA	125V/250V
1037-0400	400mA	125V/250V
1037-0500	500mA	125V/250V
1037-0600	600mA	125V/250V
1037-0700	700mA	125V/250V
1037-0750	750mA	125V/250V
1037-0800	800mA	125V/250V
1037-1000	1A	125V/250V
1037-1200	1.2A	125V/250V
1037-1250	1.25A	125V/250V
1037-1500	1.5A	125V/250V
1037-1600	1.6A	125V/250V
1037-1800	1.8A	125V/250V
1037-2000	2A	125V/250V
1037-2500	2.5A	125V/250V
1037-3000	3A	125V/250V
1037-3150	3.15A	125V/250V
1037-3500	3.5A	125V/250V
1037-4000	4A	125V/250V
1037-5000	5A	125V/250V
1037-6000	6A	125V/250V
1037-6300	6.3A	125V/250V
1037-7000	7A	125V/250V
1037-8000	8A	125V/250V
1037-10000	10A	125V/250V
1037-12000	12A	125V/250V
1037-15000	15A	125V/250V



ORDER INFORMATION

Product NO.: **KLS5-1037-XXXX**

