
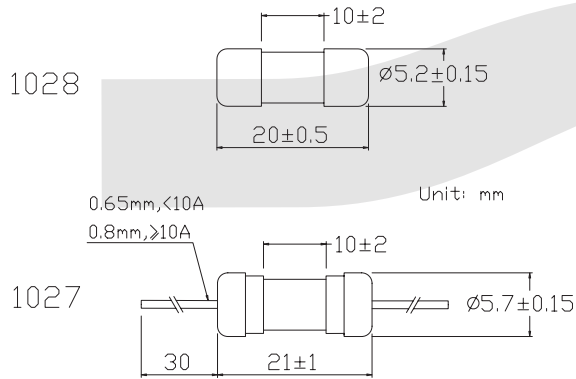


FUSE AND FUSE HOLDER

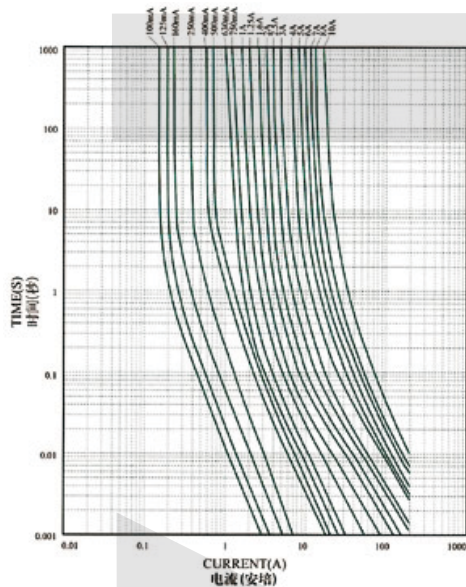
Φ5.2x20 Glass Tube Fuse Series

KLS5-1027/1028 Φ5.2x20 Glass Tube Fuse (Medium Slow Blow) Series



ELECTRICAL CHARACTERISTICS

RATING	BLOWING Time
130%	1 hours Min
160%	1 hours Max
200%	120 sec Max



Part No.	Rated Current	Rated Voltage
1028-0100	100mA	125V/250V
1028-0125	125mA	125V/250V
1028-0150	150mA	125V/250V
1028-0160	160mA	125V/250V
1028-0200	200mA	125V/250V
1028-0250	250mA	125V/250V
1028-0300	300mA	125V/250V
1028-0315	315mA	125V/250V
1028-0350	350mA	125V/250V
1028-0400	400mA	125V/250V
1028-0500	500mA	125V/250V
1028-0600	600mA	125V/250V
1028-0700	700mA	125V/250V
1028-0750	750mA	125V/250V
1028-0800	800mA	125V/250V
1028-1000	1A	125V/250V
1028-1200	1.2A	125V/250V
1028-1250	1.25A	125V/250V
1028-1500	1.5A	125V/250V
1028-1600	1.6A	125V/250V
1028-1800	1.8A	125V/250V
1028-2000	2A	125V/250V
1028-2500	2.5A	125V/250V
1028-3000	3A	125V/250V
1028-3150	3.15A	125V/250V
1028-3500	3.5A	125V/250V
1028-4000	4A	125V/250V
1028-5000	5A	125V/250V
1028-6000	6A	125V/250V
1028-6300	6.3A	125V/250V
1028-7000	7A	125V/250V
1028-8000	8A	125V/250V
1028-10000	10A	125V/250V
1028-12000	12A	125V/250V
1028-15000	15A	125V/250V

Part No.	Rated Current	Rated Voltage
1027-0100	100mA	125V/250V
1027-0125	125mA	125V/250V
1027-0150	150mA	125V/250V
1027-0160	160mA	125V/250V
1027-0200	200mA	125V/250V
1027-0250	250mA	125V/250V
1027-0300	300mA	125V/250V
1027-0315	315mA	125V/250V
1027-0350	350mA	125V/250V
1027-0400	400mA	125V/250V
1027-0500	500mA	125V/250V
1027-0600	600mA	125V/250V
1027-0700	700mA	125V/250V
1027-0750	750mA	125V/250V
1027-0800	800mA	125V/250V
1027-1000	1A	125V/250V
1027-1200	1.2A	125V/250V
1027-1250	1.25A	125V/250V
1027-1500	1.5A	125V/250V
1027-1600	1.6A	125V/250V
1027-1800	1.8A	125V/250V
1027-2000	2A	125V/250V
1027-2500	2.5A	125V/250V
1027-3000	3A	125V/250V
1027-3150	3.15A	125V/250V
1027-3500	3.5A	125V/250V
1027-4000	4A	125V/250V
1027-5000	5A	125V/250V
1027-6000	6A	125V/250V
1027-6300	6.3A	125V/250V
1027-7000	7A	125V/250V
1027-8000	8A	125V/250V
1027-10000	10A	125V/250V
1027-12000	12A	125V/250V
1027-15000	15A	125V/250V

ORDER INFORMATION

Product NO.: **KLS5-1027-XXXX**

