

HHS2 Series Timer



Description

HHS2(DH48L)

HHS2-M

HHS2-2(DHC6J-L)

HHS2-7(DH9J-L)

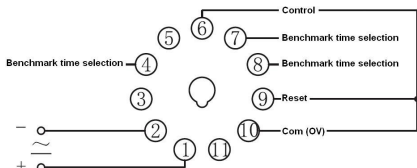


Specification

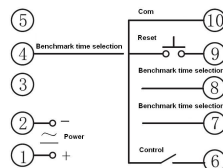
Model	HHS2	HHS2-M	HHS2-2	HHS2-5	HHS2-7
Rated Supply Voltage	AC24V, 36V, 110V, 220V, 380V 50Hz, DC24V (Operating voltage fluctuation range: 85% to 110% Ue)				AC/DC100V~240V
Time range	1s~999m59s, 0.1m~9999.9m, 1m~999h59m, 0.1h~9999.9h				
Cumulative time error	≤0.01%				
Display	Nixie tube				
Reset	Panel button or connect the terminal			Connect the terminal	
Power-off memory	10 years				
Installation	Flush mounting or DIN rail		Flush mounting		

Wiring Diagram

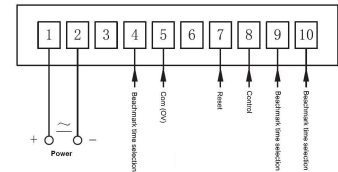
HHS2



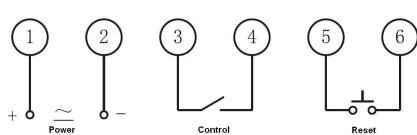
HHS2-M



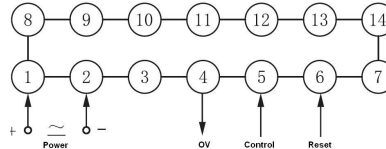
HHS2-2



HHS2-5



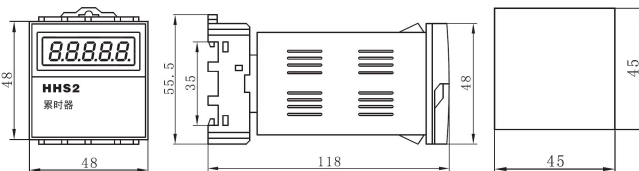
HHS2-7



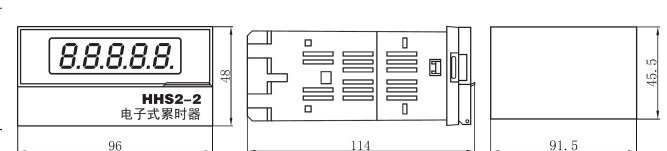
	1s~999m59s
	0.1m~9999.9m
	1m~999h59m
	0.1h~9999.9h

Dimension(mm) and Installation(mm)

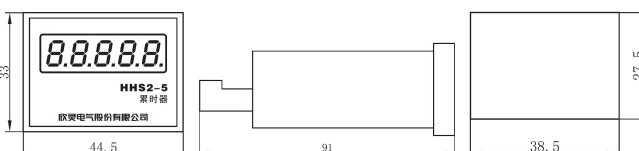
HHS2



HHS2-2



HHS2-5



HHS2-7

