

# HHS3(AH2) Series Timer



## Description

HHS3/3Y/3G/3F/3C

HHS3/3Y/3G/3F/3C-M

HHS3R

HHS3R-M

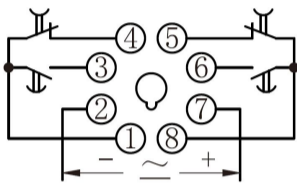


## Specification

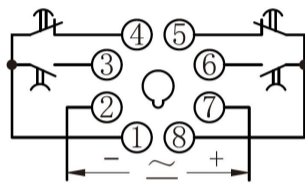
Model	HHS3	HHS3G	HHS3C(AH2-N)	HHS3R	HHS3Y	HHS3F
Rated Supply Voltage	AC24V, 36V, 110V, 220V, 380V 50Hz, DC24V(Operating voltage fluctuation range: 85% to 110% Ue)					
Operating mode	Power on delay	Release delay	Power on delay with instantaneous contact	Circulation delay	Star triangle time delay change	Power off delay
Time range	1s, 3s, 5s, 10, 30s, 60s, 3m, 5m, 10m, 30m, 60m, 3h, 5h, 10h					1s, 5s, 10s, 30s
Repetitive error	Er≤1%					Er≤5%
Contact	2C time delay		1C time delay and 1C Instantaneous contact	2C time delay	Star triangle time delay and 1NO Instantaneous contact	2C time delay
Rated Load of the Contact	3A AC220V(Resistive)					
Electrical Life	100000 operations min. (3 A at 250 VAC/30 VDC, resistive load)					
Installation	Flush mounting, Surface mounting					

## Wiring Diagram

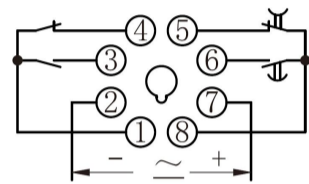
HHS3, HHS3-M



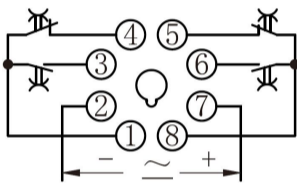
HHS3G, HHS3G-M, HHS3F, HHS3F-M



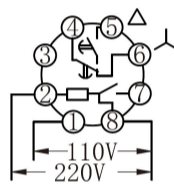
HHS3C(AH2-N), HHS3C-M(AH2-Y)



HHS3R, HHS3R-M

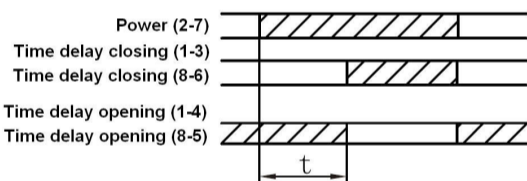


HHS3Y, HHS3Y-M

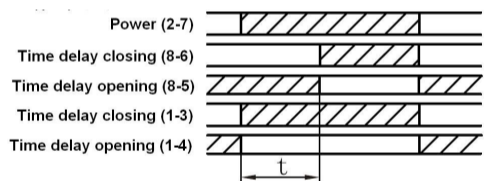


## Operation time sequence

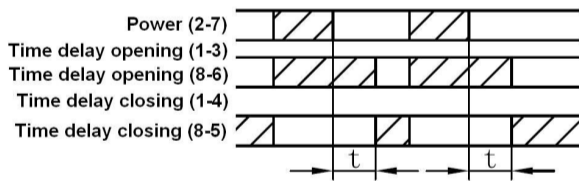
HHS3, HHS3-M



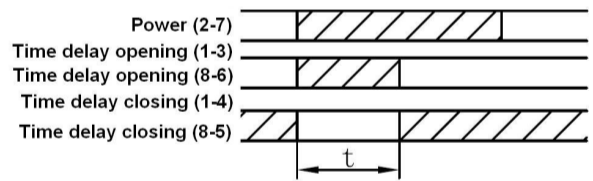
HHS3C(AH2-N), HHS3C-M(AH2-Y)



HHS3F, HHS3F-M



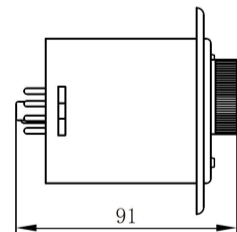
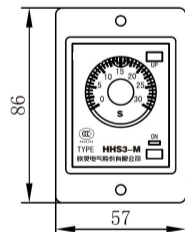
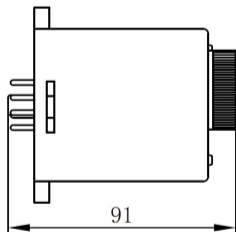
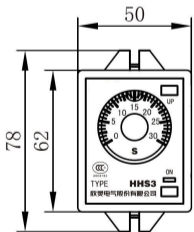
HHS3G, HHS3G-M



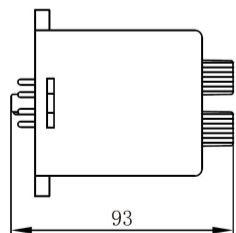
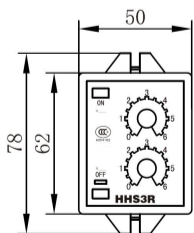
## Dimension(mm) and Installation(mm)

HHS3, HHS3C(AH2-N), HHS3F, HHS3G, HHS3Y

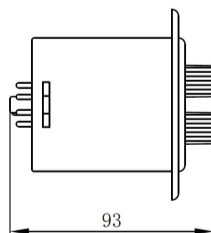
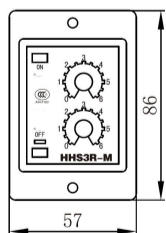
HHS3-M, HHS3C-M(AH2-Y), HHS3F-M, HHS3G-M, HHS3Y-M



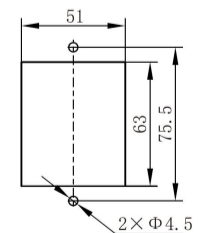
HHS3R



HHS3R-M

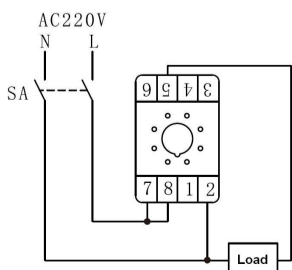


Installation

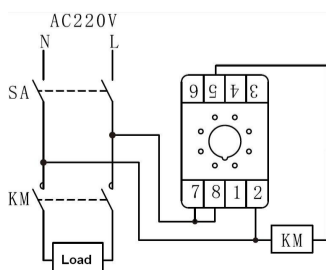


## Application(Samples as HHS3C(AH2-N))

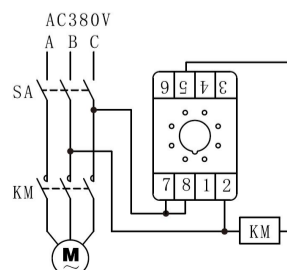
Samples01



Samples02



Samples03



Samples04

