

Description

HHS3P□



HHS3P□-M



HHS3PR



HHS3PR-M

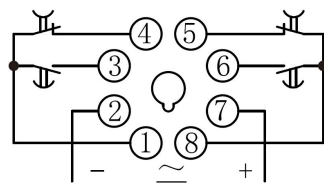


Specification

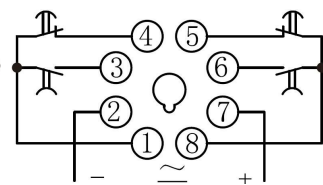
Model	HHS3P(-M)	HHS3PG(-M)	HHS3PC(-M)	HHS3PR(-M)	HHS3PF(-M)
Rated Supply Voltage	AC24V, 36V, 110V, 220V, 380V 50Hz, DC24V(Operating voltage fluctuation range: 85% to 110% Ue)				
Operating mode	Power on delay	Release delay	Power on delay with Instantaneous contact	Circulation delay	Power off delay
Time range	0.1~9.9(s, m, h), 1~99(s, m, h), 0.1~99.9(s, m, h), 1~999(s, m, h)				1~99s, 1~199s
Digital set	2 digital or 3 digital dial switch				
Repetitive error	The range of time delay > 1s, Er ≤ 1%, the range of time delay < 1s, Dr ≤ 50ms				Er ≤ 5%
Contact	2C time delay		1C time delay and 1C Instantaneous	2C time delay	
Rated Load of the Contact	3A AC220V(Resistive)				
Electrical Life	100000 operations min. (3 A at 250 VAC/30 VDC, resistive load)				
Installation	HHS3P□: Surface mounting and 35mm DIN rail		HHS3P□-M: Flush mounting		

Wiring Diagram

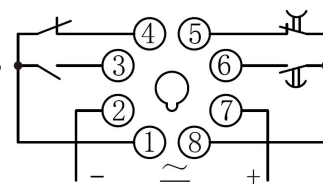
HHS3P(-M)



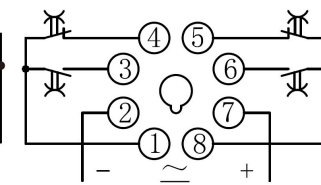
HHS3PG(-M), HHS3PF(-M)



HHS3PC(-M)

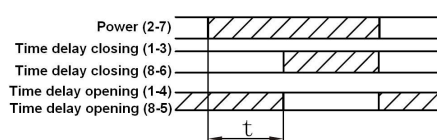


HHS3PR(-M)

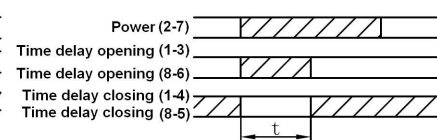


Operation time sequence

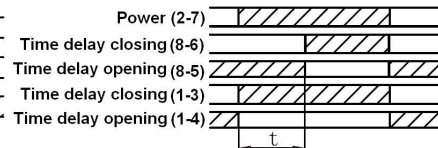
HHS3P



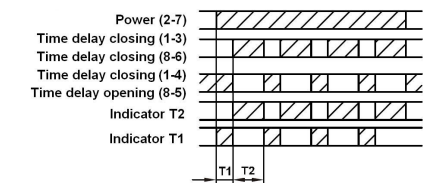
HHS3PG



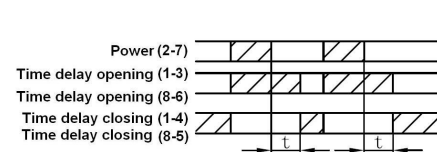
HHS3PC



HHS3PR

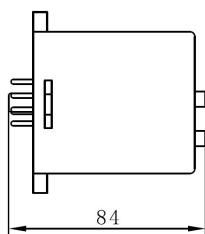
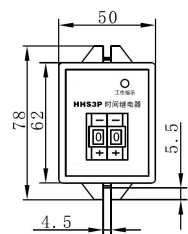


HHS3PF

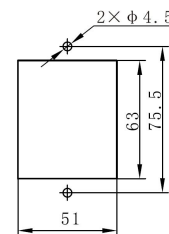
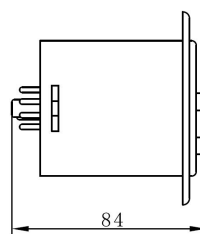
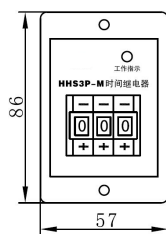


Dimension(mm) and Installation(mm)

HHS3P, HHS3PC, HHS3PG, HHS3PF

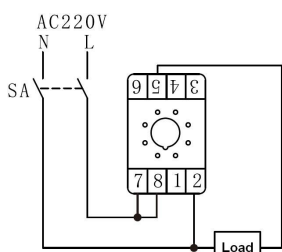


HHS3P-M, HHS3PC-M, HHS3PG-M, HHS3PF-M

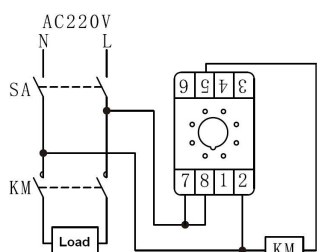


Application

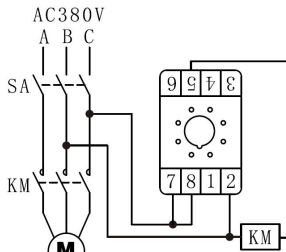
Samples01



Samples02



Samples03



Samples04

