









































LPS SERIES LIST

			
code: LPS400 size: 72X29X21 PCB: 52*24*18	code: LPS001 size: 80X32X23 PCB:60*28*20	code: LPS002 size: 94X45X27.5 PCB: 65*40*24	code: LPS005 size: 80X32X23 PCB: 57*26*19
			
code: LPS006 size: 88X39X23 PCB: 64*36*20	code: LPS006A size: 88X39X23 PCB: 64*36*20	code: LPS007 size: 115X45X27.5 PCB : 85*39*24	code: LPS008 size: 140X45X28 PCB: 111*39*25
			
code: LPS009 size:98X44X27.5 PCB:68X38X25	code: LPS010 size: 115X45X27.5 PCB:85X39X25	code: LPS011 size: 145X48X30.5 PCB:115X42X28	code: LPS012 size: 62X33X21.5 PCB:59X32X18.5
			
code: LPS013 size: 75X38X25 PCB: 72X33X22	code: LPS014 size: 73X36X23 PCB: 70*32*20	code: LPS015 size: 66X32X24 PCB: 64*30*22	code: LPS016 size: 98X36X24 PCB: 95*33*21





















LPS SERIES LIST

			
code: LPS017 size: 100X39X21 PCB: 79*34*19	code: LPS018 size: 31x22x21 PCB: 28*19*18	code: LPS019 size: 42X40X20 PCB: 40*38*18	code: LPS020 size: 57X34X19 PCB: 54*29*16
			
code: LPS021 size: 57X36X21 PCB: 53*32*17	code: LPS022 size: 60X40X22 PCB: 57*37*20	code: LPS023 size: 60X40X23 PCB: 56*36*19	code: LPS024 size: 61X35X21 PCB: 57*31*17
			
code: LPS025 size: 64X33X22 PCB: 62*31*19	code: LPS026 size: 72X35X22 PCB: 70*33*20	code: LPS027 size: 65x35x24 PCB: 62*32*22	code: LPS028 size: 69X32X32 PCB: 65*29*28
			
code: LPS029 size: 66X34X22 PCB: 62*30*18	code: LPS030 size: 66X35X20 PCB: 60*28*16	code: LPS031 size: 65X36X19 PCB: 61*32*15	code: LPS032 size: 71X36X21 PCB: 65*31*19
			
code: LPS033 size: 72X38X28 PCB: 69*35*25	code: LPS034 size: 65x32x23 PCB: 61*28*19	code: LPS035 size: 82X40X30 PCB: 63*37*27	code: LPS036 size: 84X35X21 PCB: 79*31*19

LPS SERIES LIST

			
code: LPS037 size: 85X45X26 PCB: 82*42*23	code: LPS038 size: 86X35X30 PCB: 82*31*26	code: LPS039 size: 58x30x22 PCB: 56*28*20	code: LPS040 size: 90X46X32 PCB: 87*42*29
			
code: LPS041 size: 91X46X28 PCB: 88*43*25	code: LPS042 size: 92X41X19 PCB: 76*37*16	code: LPS043 size: 94X39X29 PCB: 60*30*27	code: LPS044 size: 95X40X21 PCB: 91*35*17
			
code: LPS046 size: 105X42X30 PCB: 101*38*26	code: LPS047 size: 107x22x18 PCB: 105*20*16	code: LPS048 size: 110X45X28 PCB: 104*40*25	code: LPS049 size: 110X45X25 PCB: 105*40*22
			
code: LPS050 size: 111X38X27 PCB: 92*34*24	code: LPS051 size: 115x24x19 PCB: 111*20*15	code: LPS052 size: 122X33X19 PCB: 119*30*16	code: LPS053 size: 129X41X28 PCB: 104*37*26
			
code: LPS054 size: 138X23X21 PCB: 134*19*18	code: LPS056 size: 151X54 X 33 PCB: 147*50*29	code: LPS058 size: \odot 77 X 27 PCB: 74X24	code: LPS059 size: \odot 70 X 33 PCB : 67X30

LPS SERIES LIST

			
code: LPS060 size: \odot 83X28 PCB: \odot 81*26	code: LPS061 size: \odot 95X26 PCB: \odot 92*23	code: LPS062 size: \odot 100 X 30 PCB: \odot 97*28	code: LPS063 size: \odot 119X40 PCB: \odot 115*35
			
code: LPS064 size: 27x22x19 PCB: 25*20*17	code: LPS065 size: 26x18x19 PCB: 24*16*18	code: LPS066 size: 29x29x23 PCB:26X21X20	code: LPS067 size: 37x27x23 PCB: 34X20.5X20
			
code: LPS068 size: 39x27x22 PCB:36X25X18.50	code: LPS069 size: 40X28X23 PCB: 37X26X19.50	code: LPS070 size: 40x28x22 PCB: 38*26*20	code: LPS071 size: 50x28x22 PCB: 46*24*19
			
code: LPS072 size: 44X42X23 PCB: 40.5X39.5X19	code: LPS073 size: 42x40x21 PCB: 38.5X36.5X17	code: LPS074 size: \odot 53X23 PCB: \odot 51X20	code: LPS075 size: 40x23x22 PCB:37.5X21X20
			
code: LPS076 size: 49.5X29.5X23 PCB: 47X27X20	code: LPS077 size: 71.5X42X25 PCB: 69X40X22	code: LPS095 size: 170X50X27 PCB:	code: LPS101 size: 68X33X22 PCB: 46*28*18

LPS SERIES LIST

			
code: LPS102 size: 88X38X22 PCB: 66X33X18	code: LPS103 size: 111X41X24 PCB: 74*36*21	code: LPS103H size: 111X41X30 PCB: 74*36*26	code: LPS104 size: 132X45X24 PCB: 93*39*21
			
code: LPS104H size: 132X45X30 PCB:L95*W39*H26	code: LPS105 size: 157X53X36 PCB: 118X47X33	code: size: PCB :	code: LPS108 size: 108X43X23 PCB: 85*37*20
			
code: LPS109 size: 98X41X26 PCB: 53.5X35X23	code: LPS110 size: 113X44X28 PCB: 64.5X38X25	code: LPS111 size: 160X45X31 PCB: 114X39X28	code: LPS112 size: 125X47X29 PCB:
			
			code: LPS115 size: 66X33X21 PCB: 52*28*18
			
code: LPS116 size: 80X35X23 PCB : 66*30*20	code: LPS117 size: 95X40X23 PCB: 81*35*20	code: LPS118 size: 105X44X28 PCB: 91*41*25	code: LPS122 size: 93X38X20 PCB: 65X35X16

LPS SERIES LIST

			
code: LPS123 size: 120X45X20 PCB : 113X41X17	code: LPS124 size: 140X45X20 PCB : 133X41X17	code: LPS125 size: 160X50X24 PCB : 150X45X20	
			
code: LPS127 size: 90X31X35	code: LPS128 size: 117X42X31	code: LPS129 size: 160X49X37 PCB :	code: LPS130 size: 190X65X38 inner : 130X60X35
			
code: LPS133 size: 120X25X22 PCB : 114X20X18	code: LPS134 size: 120X35X27 PCB : 114X30X23	code: LPS134H size: 120X35X27 PCB : 114X30X23	code: LPS134S size: 120X35X27 PCB : 114X30X23
			
code: LPS135 size: 165X40X34 PCB : 161X37.5X32	code: LPS136 size: 173X33X25 PCB : 163X29X21	code: size: PCB :	code: LPS138 size: 170X32X22 PCB : 136*27*18
			
code: LPS139 size: 170X33X22 PCB: 138X25X18	code: LPS140 size: 112X44.5X19.5 PCB :	code: size: PCB :	code: LPS150 size: PCB :

LPS SERIES LIST

			
code: LPS160 size: 65X43X27 PCB : 61X39X25	code: LPS161 size: 85X55X32 PCB : 81X51X30	code: LPS179 size: 52X26X21 PCB: 41X24X19	code: LPS201 size: 110X38X25 PCB: 110X36X23
			
code: LPS202 size: 110X38X28 PCB : 110X36X26	code: LPS203 size: 130X50X28 PCB : 130X48X26	code: LPS207 size: 70X33X22 PCB : 67X30X20	code: LPS208 size: 74X40X22 PCB : 71X37X20
			
code: LPS209 size: 94X43X22 PCB: 91X40X20	code: LPS212 size: 150X40X28 PCB : 142X38X24	code: LPS220 size: 120X45X27 PCB: 112 X43X24	code: LPS234 size: 210X40X30 PCB :
			
code: LPS280 size: 75X40X32 PCB: 70*35*29	code: LPS282 size: 90X50X32 PCB: 85*45*28	code: LPS285 size: 98X36X27 PCB: 93*31*24	code: LPS287 size: 100X50X30 PCB: 95*45*27
			
code: LPS289 size: 124X53X32 PCB: 118*48*28	code: LPS291 size: 185X43X32 PCB: 179*38*28	code: LPS290 size: 215X45X33 PCB: 209*40*29	code: LPS300 size: 76X38X28 PCB: 60X36X24

LPS SERIES LIST

			
code: LPS320 size: 85X33X23 PCB : 70X29X20	code: LPS321 size: 110X34X24 PCB : 95X30X21	code: LPS350 size: \varnothing 55X22 PCB : \varnothing 53X20	code: LPS351 size: \varnothing 65X25 PCB : \varnothing 63X23
			
code: LPS352 size: \varnothing 75X25 PCB : \varnothing 73X23	code: size: PCB :	code: size: PCB :	code: size: PCB :
			
code: LPS417 size: 80X33X21 PCB: 58*28*18	code: LPS418 size: 88X38X21 PCB : 56X33X18	code: LPS419 size: 101X42.5X24 PCB: 73x37x22	code: LPS419A size: 100X43X21 PCB: 73X37X19
			
code: LPS420 size: 130X42.5X24 PCB: 102x39x22	code: LPS420 A size: 130X43X21 PCB : 103X37X19	code: LPS421 size: 138X46X31 PCB : 111X40X29	code: size: PCB :
			
code: LPS522 size: 80X32X22 PCB :	code: LPS523 size: 94X45X27.50 PCB :	code: LPS524 size: 116X45X27.50 PCB :	code: LPS525 size: 140X45X27.50 PCB :



LPS SERIES LIST

			
code: LPS540 size: 68X33X22 PCB : 46*28*18	code: LPS541 size: 88X38X22 PCB : 66X33X18	code: LPS542 size: 108X43X23 PCB : 86X37X19	code: LPS543 size: 130X43X28 PCB : 110X37X24
			
code: LPS550 size: 140X30X22 PCB :	code: size: PCB :	code: size: PCB :	code: size: PCB :