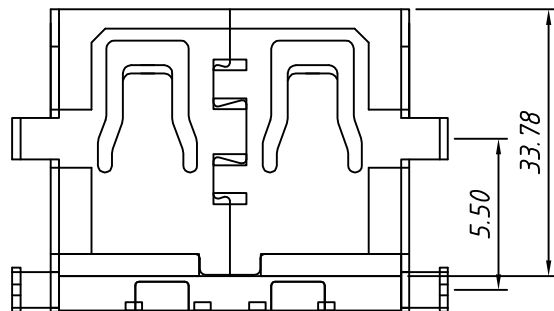
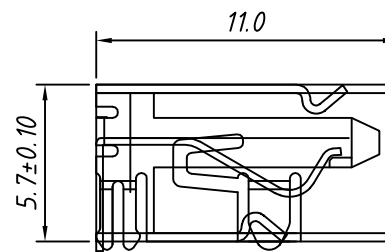
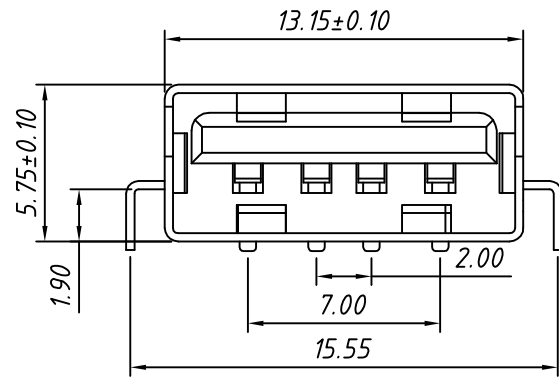


RECOMMENDED PCB LAYOUT
TOLERANCE: ±0.05



Material
Housing: Hing Temperature Thermoplastic,
UL 94V-0 PBT, Black/White.
Contact: Copper Alloy C2680.
Shell: Copper Alloy C2680/SPCC.

Finish:
Contact: Plated Gold In Mating Area;
Tin On Solder Tails.
Shell: Nickel Plating.

Electrical:
Current Rating: 1.5A/Contact Terminal.
Voltage Rating: 30V DC
Contact Resistance: 30mΩ Max.
Dielectric Withstanding Voltage:
500 V AC AT Sea Level.
Insulation Resistance: 1000MΩ Min.
Connector Mate and Unmated Force
Mate Force: 3.75kgf Max.
Unmated Force: 1.02kgf Min.
Terminal Retention: 1.2kgf Min.

Order Information

L-KLS1- 1817 - B

Color: W=White B=Black

USB 2.0 AF CONN

RoHS

GENERAL TOLERANCE	PROJECTION		Description:
X. ±0.50	UNITS	mm	CONN COM TYPE A USB Female MID MOUNT 1.9mm
.X ±0.25	SCALE	1:1	
.XX ±0.10	Draw by:	Jenny	KLS P/N: L-KLS1-1817-X
ANGLE TOLERANCE	Check by:		NingBo KLS ELECTRONIC CO.,L TD.
X. ±5°	Date	2018-03-01	
.X ±3°	SHEET	1 OF 1	
.XX ±2°			