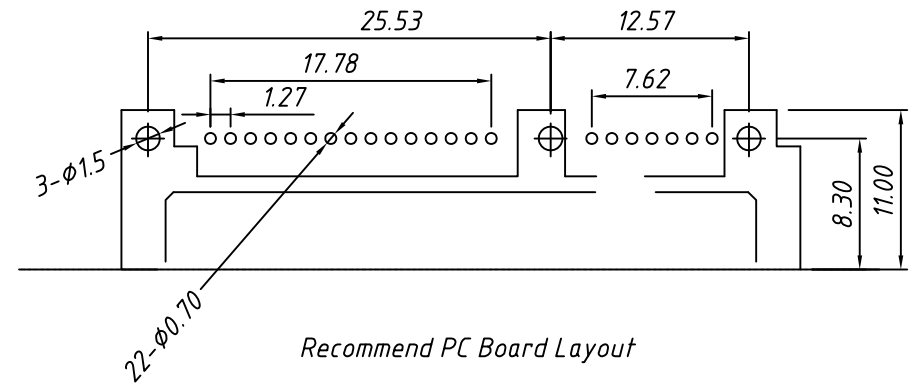
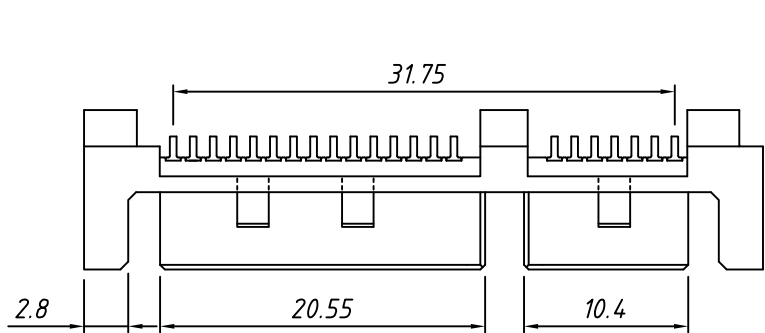
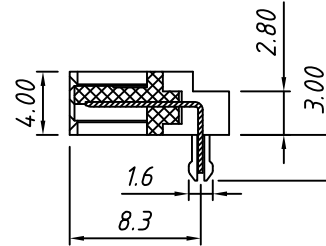
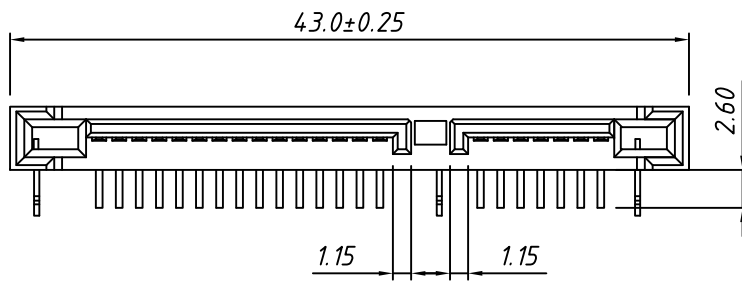


1 RoHS Compliance



Recommend PC Board Layout



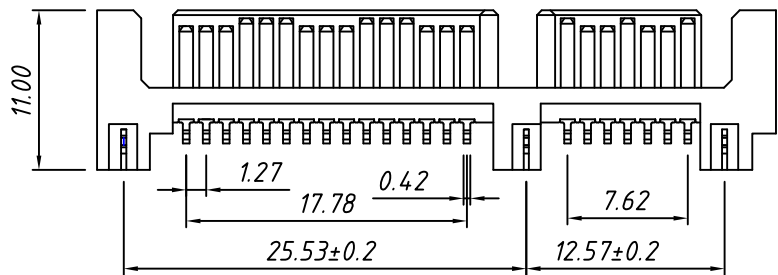
SECTION A-A

MATERIAL:

- Housing: LCP, UL 94-V0, Black
- Contact: Copper alloy, 50u" min. Nickel plating
- Overall: 100u" min. Tin on solder tail;
- Gold plating on contact area.
- Hook: Copper alloy, Nickel and Tin plating overall.

ELECTRICAL:

- Contact Resistance: 25 mΩ Max.
- Insulation Resistance: 1000 MΩ Min.
- Dielectric Withstanding Voltage: 500VRMS Min.



TOLERANCE		Description:	SATA 7+15P Male Connector, Right angle DIP	
.X ±0.30	PROJECTION			
.XX ±0.20	UNITS	mm		
.XXX ±0.10	SHEET	A4	KLS P/N:	L-KLS1-SATA402
X. ±2°	Draw:	Daniel		NingBo KLS ELECTRONIC CO.,LTD.
.X ±1°	Check:	Daniel		
.XX ±0.5°	Date	2018-03-01		