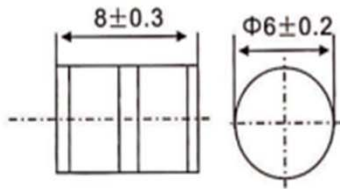
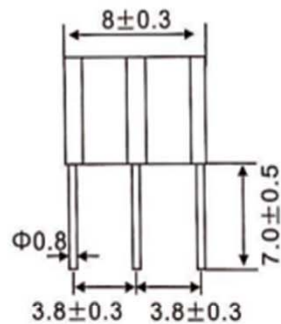


1	2		3	4		5		6		7		8		
RoHS Compliance	P/N			Nominal DC Spark-over voltage	Deviation of VS	Impulse spark-over voltage	Impulse spark-over voltage	Impulse discharge current	Impulse discharge current	Impulse discharge current	Alternating discharge current	Insulation resistance	Capacitance	Transverse voltage duration
With Radial Lead	Without Radial Lead	With Axial Bend Lead	100V/s		100V/ μ s	1KV/ μ s	10/350 μ s 1cycles	8/20 μ s 10cycles	10/1000 μ s	50Hz 10cycles		1MHz		
			V	V	V	V	KA	KA	A/cycles	A	Ω	pF	ns	
L-KLS5-GDTM6080-3R075L	L-KLS5-GDTM6080-3R075	L-KLS5-GDTM6080-3R075B	75	$\pm 30\%$	≤ 500	≤ 600	2.0	20	200/300	10	$\geq 10^8$	< 1.5	≤ 200	
L-KLS5-GDTM6080-3R090L	L-KLS5-GDTM6080-3R090	L-KLS5-GDTM6080-3R090B	90	$\pm 30\%$	≤ 500	≤ 600	2.0	20	200/300	10	$\geq 10^8$	< 1.5	≤ 200	
L-KLS5-GDTM6080-3R150L	L-KLS5-GDTM6080-3R150	L-KLS5-GDTM6080-3R150B	150	$\pm 20\%$	≤ 500	≤ 650	2.0	20	200/300	10	$\geq 10^9$	< 1.5	≤ 200	
L-KLS5-GDTM6080-3R230L	L-KLS5-GDTM6080-3R230	L-KLS5-GDTM6080-3R230B	230	$\pm 20\%$	≤ 600	≤ 750	2.0	20	200/300	10	$\geq 10^9$	< 1.5	≤ 200	
L-KLS5-GDTM6080-3R250L	L-KLS5-GDTM6080-3R250	L-KLS5-GDTM6080-3R250B	250	$\pm 20\%$	≤ 600	≤ 800	2.0	20	200/300	10	$\geq 10^9$	< 1.5	≤ 200	
L-KLS5-GDTM6080-3R350L	L-KLS5-GDTM6080-3R350	L-KLS5-GDTM6080-3R350B	350	$\pm 20\%$	≤ 800	≤ 900	2.0	15	200/300	10	$\geq 10^9$	< 1.5	≤ 200	
L-KLS5-GDTM6080-3R470L	L-KLS5-GDTM6080-3R470	L-KLS5-GDTM6080-3R470B	470	$\pm 20\%$	≤ 1000	≤ 1100	2.0	10	200/300	10	$\geq 10^9$	< 1.5	≤ 200	
L-KLS5-GDTM6080-3R600L	L-KLS5-GDTM6080-3R600	L-KLS5-GDTM6080-3R600B	600	$\pm 20\%$	≤ 1200	≤ 1300	2.0	10	200/300	10	$\geq 10^9$	< 1.5	≤ 200	

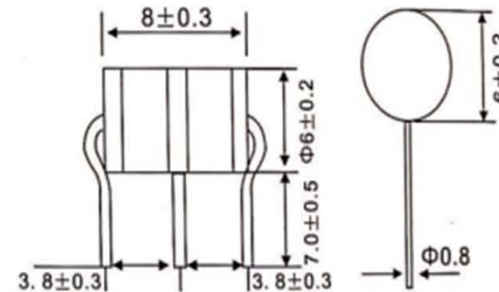
Without Radial Lead



With Radial Lead



With Axial Bend Lead



PROJECTION		Description:	
		6.0x8.0mm 3 POLE THROUGH HOLE GAS DISCHARGE TUBE	
UNITS	mm	KLS P/N:	L-KLS5-GDTM6080-XXXX
SHEET SIZE	A4		
Draw:	Daniel	2020-06-29	NingBo KLS ELECTRONIC CO.,L TD.
Check:	Daniel	2020-06-29	