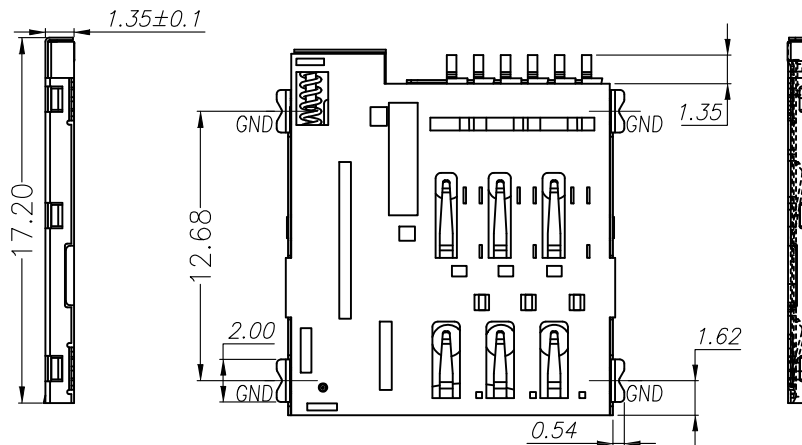
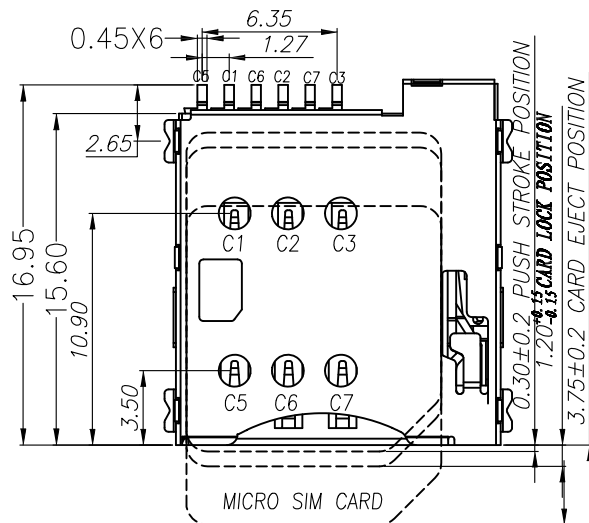
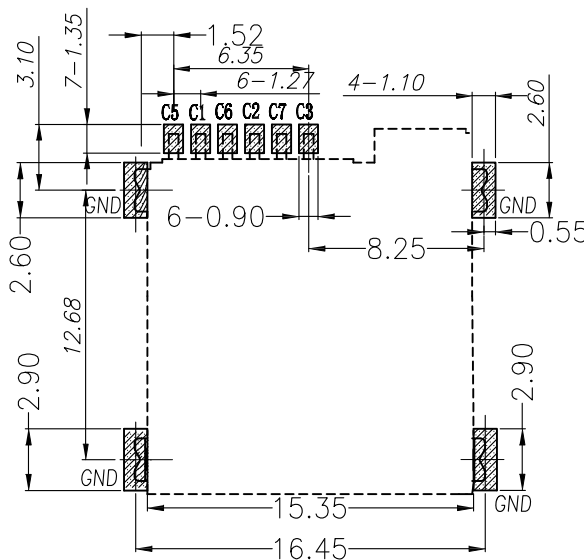
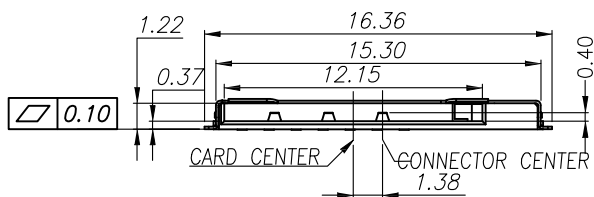


RoHS Compliance

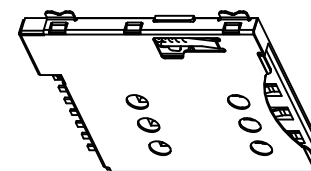


Material:
 Insulator: High Temperature Thermoplastic, UL 94 V-0
 Contact: Copper Alloy, Plated 50U" Ni Overall Contact Au 1U
 Shell: SUS, Plated 50U" Ni Overall Plated 1u" Au Selective Contact Area

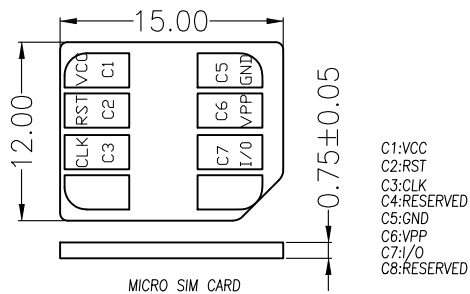
Electrical:
 Current Rating: 0.5A Max.
 Voltage Rating: 5.5V AC/DC
 Contact Resistance: 100m Max.
 Insulation Resistance: 1000M Min./500VDC
 Ambient Temperature Range: -40°C ~ +85°C
 Storage Temperature Range: -40°C ~ +85°C
 Ambient Humidity Range: 95% R.H. Max.
 Peak Temperature: 260°C ±5°C
 Mating Cycles: 1500 Min Insertions



SIM pin assignment	
PIN#	Name
C1	VCC
C2	RST
C3	CLK
C5	GND
C6	VPP
C7	I/O



No.	Part Name	Material	Q'ty	Finish
6	Link	Stainless steel	1PCS	Ni
5	spring	Piano steel	1PCS	Ni
4	Shell	Stainless steel	1PCS	Ni
3	Terminal	Phosphor copper	1set	Au
2	Slider	LCP	1PCS	Black
1	Housing	LCP	1PCS	Black



C1:VCC
 C2:RST
 C3:CLK
 C4:RESERVED
 C5:GND
 C6:VPP
 C7:I/O
 C8:RESERVED

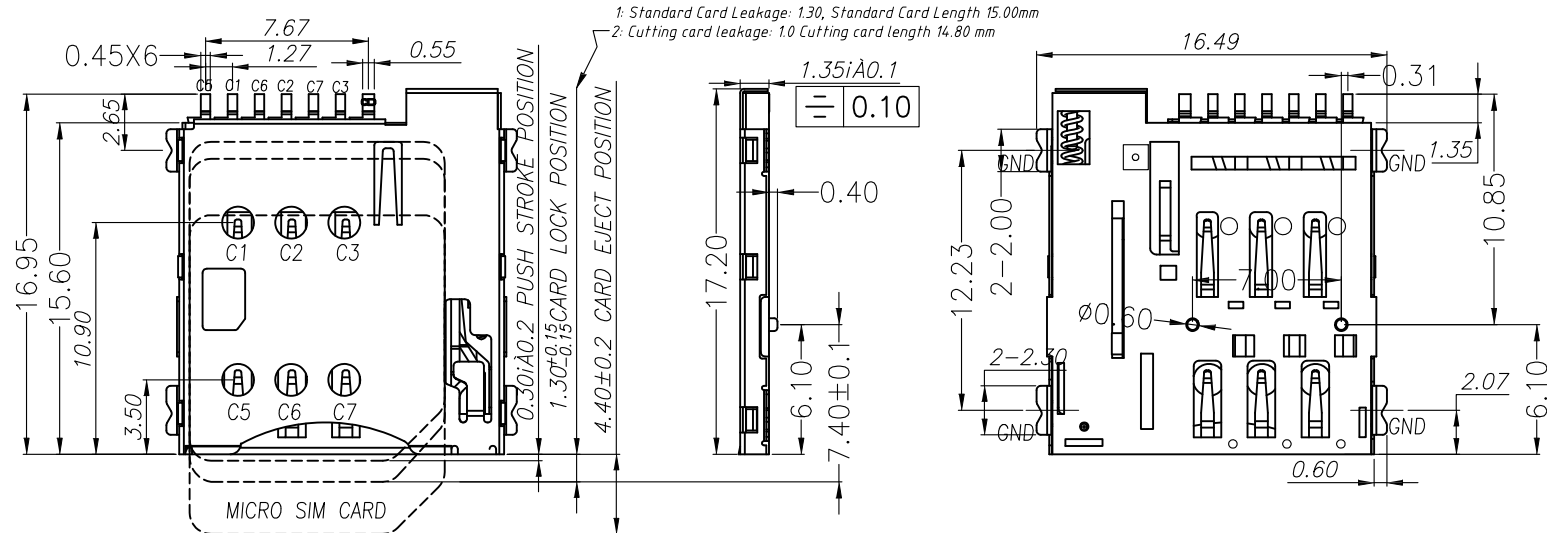
PCB 焊盘区
 RECOMMENDED PCB LAYOUT
 GENERAL TOLERANCE ±0.05

ANGLE TOLERANCE	PROJECTION	Description:
±3°		Micro SIM CONN; PUSH/PUSH, 6Pin, H1.35mm
GENERAL TOLERANCE	UNITS	mm
x.x ±0.30	SHEET SIZE	A4
x.xx ±0.20	Draw:	Daniel 2018-07-10
x.xxx ±0.10	Check:	Daniel 2018-07-10



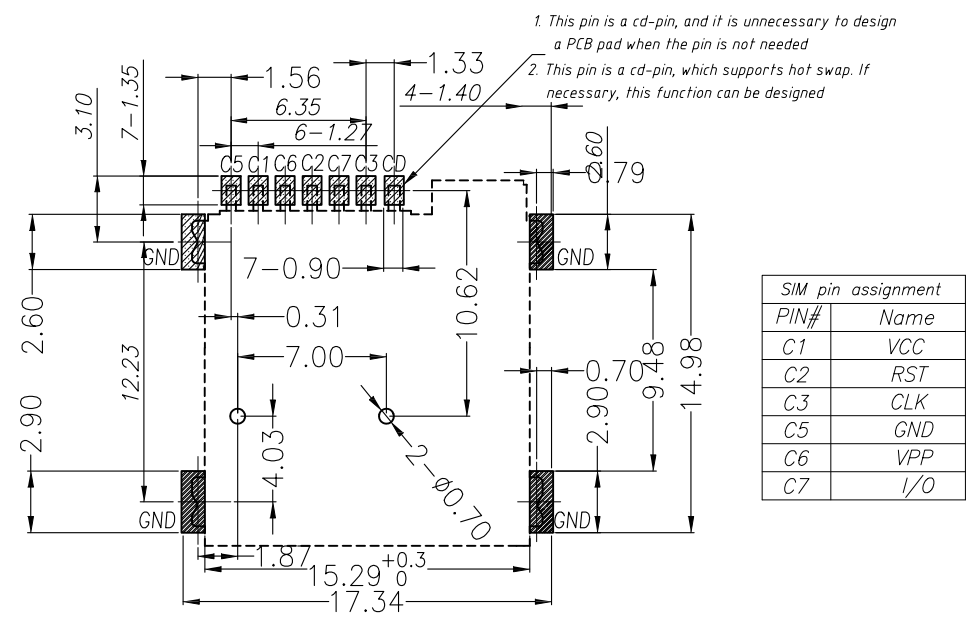
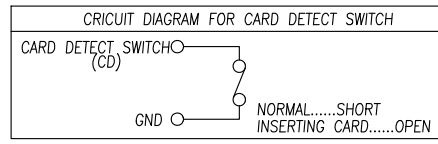
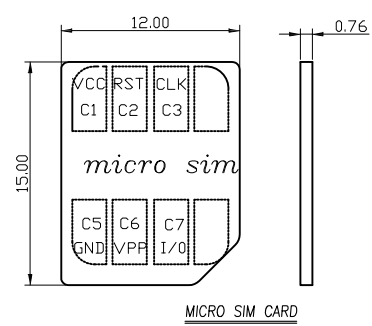
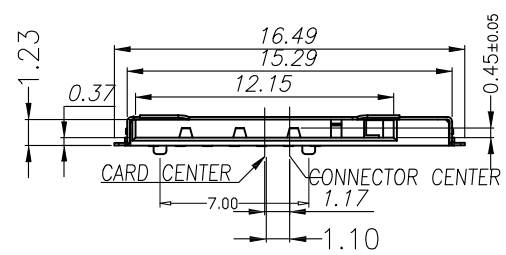
NingBo KLS ELECTRONIC CO., L TD.

1 RoHS Compliance

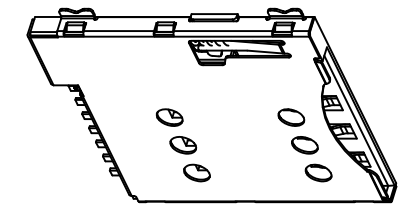


Material:
 Insulator: High Temperature Thermoplastic, UL 94V-0
 Contact: Copper Alloy, Plated 50U" Ni Overall
 Contact Au 1U
 Shell: SUS, Plated 50U" Ni Overall Plated 1u" Au Selective Contact Area

Electrical:
 Current Rating: 0.5A Max.
 Voltage Rating: 5V AC/DC
 Contact Resistance: 100m Max.
 Insulation Resistance: 1000M Min./500VDC
 Ambient Temperature Range: -40°C ~ +85°C
 Storage Temperature Range: -40°C ~ +85°C
 Ambient Humidity Range: 95% R.H. Max.
 Mating Cycles: 10000 Insertions
 Peak Temperature: 260°C ±5°C
 Mating Cycles: 5000 Insertions



SIM pin assignment	
PIN#	Name
C1	VCC
C2	RST
C3	CLK
C5	GND
C6	VPP
C7	I/O

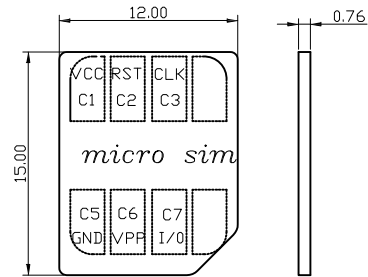
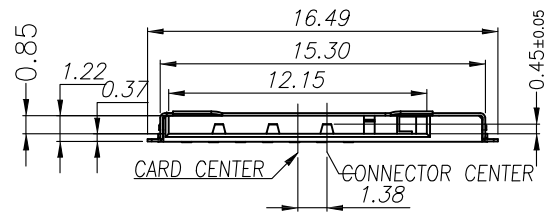
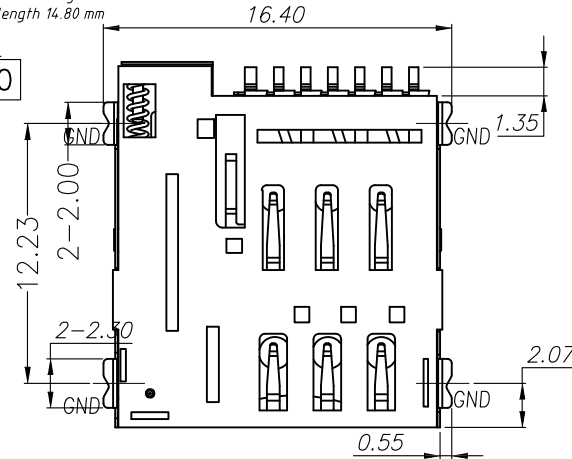
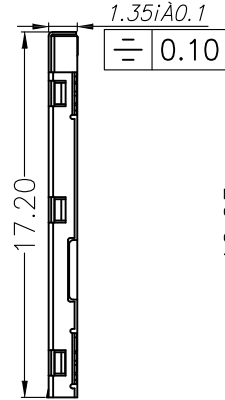
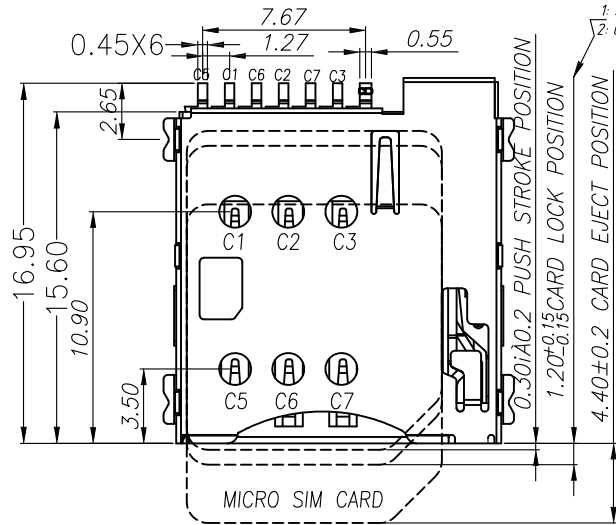


PCB AREA
 CONTACT AREA
 RECOMMENDED PCB LAYOUT
 GENERAL TOLERANCE ±0.05

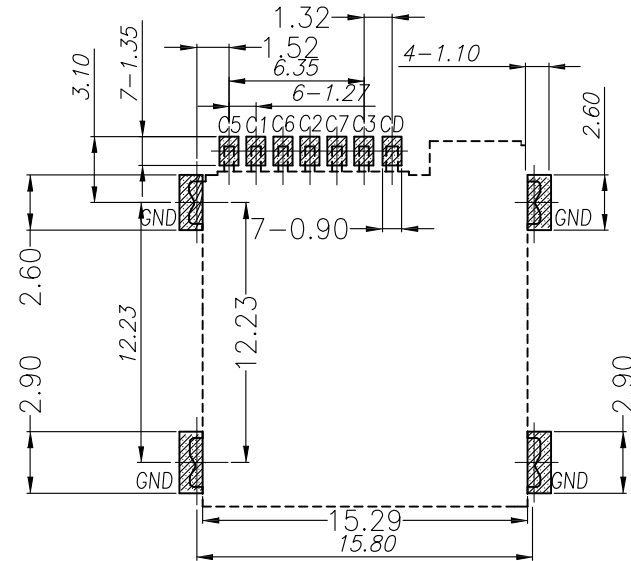
ANGLE TOLERANCE	PROJECTION	Description:
±3°		Micro SIM CONN; PUSH/PUSH, 6Pin, H1.35mm, with CD Pin, with Post
GENERAL TOLERANCE	UNITS	mm
x.x ±0.30	SHEET SIZE	A4
x.xx ±0.20	Draw:	Daniel 2018-07-10
x.xxx ±0.10	Check:	Daniel 2018-07-10

KLS NingBo KLS ELECTRONIC CO., L TD.

RoHS Compliance



MICRO SIM CARD

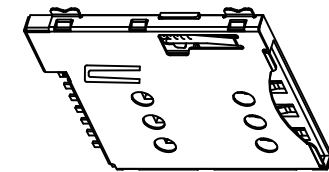


PCB AREA
CONTACT AREA

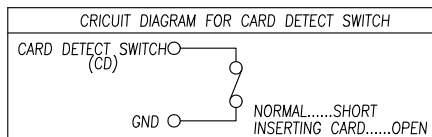
RECOMMENDED PCB LAYOUT
GENERAL TOLERANCE ±0.05

Material:
Insulator: High Temperature Thermoplastic, UL 94 V-0
Contact: Copper Alloy, Plated 50U" Ni Overall Contact Au 1U
Shell: SUS, Plated 50U" Ni Overall Plated 1u" Au Selective Contact Area

Electrical:
Current Rating: 0.5A Max.
Voltage Rating: 125V AC/DC
Contact Resistance: 100m Max.
Insulation Resistance: 1000M Min./500VDC
Ambient Temperature Range: -20°C ~ +60°C
Storage Temperature Range: -40°C ~ +70°C
Ambient Humidity Range: 95% R.H. Max.
Peak Temperature: 260°C ±5°C
Mating Cycles: 5000-10000 Insertions



SIM pin assignment	
PIN#	Name
C1	VCC
C2	RST
C3	CLK
C5	GND
C6	VPP
C7	I/O



ANGLE TOLERANCE	PROJECTION	Description:	
±3°		Micro SIM CONN; PUSH/PUSH, 6Pin, H1.35mm, with CD Pin	
GENERAL TOLERANCE	UNITS	mm	KLS P/N:
x.x ±0.30	SHEET SIZE	A4	L-KLS1-SIM-069-(6+1)P-H1.35-1-R
x.xx ±0.20	Draw:	Daniel	2018-07-10
x.xxx ±0.10	Check:	Daniel	2018-07-10



NingBo KLS ELECTRONIC CO., L TD.