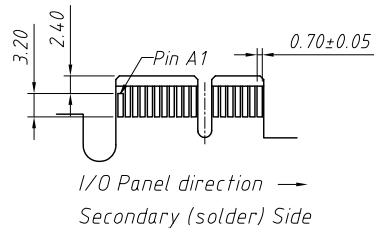
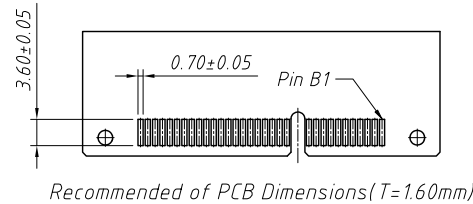
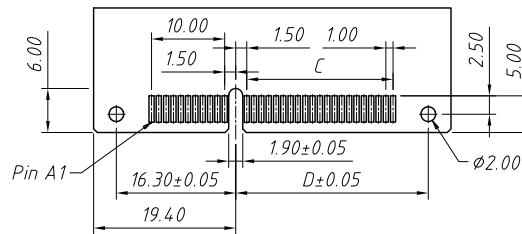
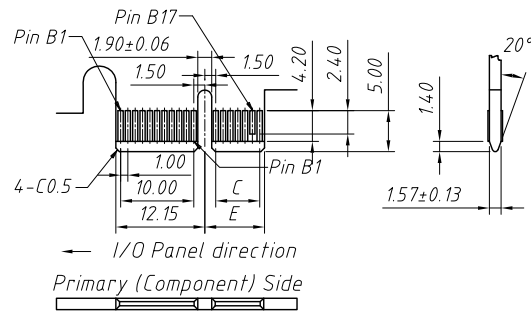
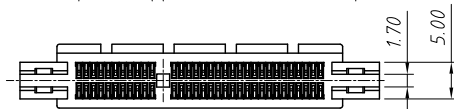
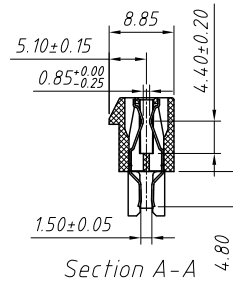
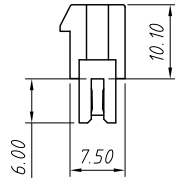
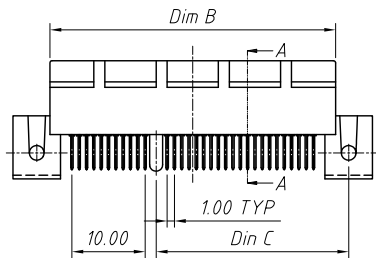
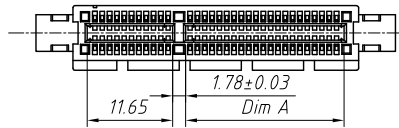
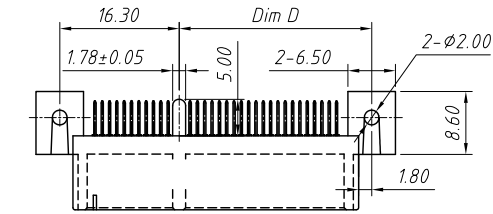


1 RoHS Compliance



Dimension Manual

PIN	A	B	C	D	E	Pin "C"
36	7.65	25.00	6.00	12.30	8.15	A1,B17
64	21.65	39.00	20.00	26.30	22.15	A1,B17,B31
98	38.65	56.00	37.00	43.30	39.15	A1,B17,B31,B48
164	71.65	89.00	70.00	76.30	72.15	A1,B17,B31,B48,B81

Order Information:

L-KLS1-PCIE02C-XX-B-G1U-A

L: RoHS

XX-No. of 36-164 pins

Colour: B-Black G-Green

O-Orange L-Blue W-White

Plating: G1U-Gold 1u"

G3U-Gold 3u"

Packing: A-Tube C-Tray E-Box

Material:

Housing: PBT/PA66,UL94V-0

Contact: Brass

Plating: Gold Plating Over Nickel.

Mechanical

Insertion Force: 1.15N Max Per Contact Pair

Withdrawal Force: 0.15N Min per contact pair

Contact Retention Force: 4.9N Min Per Contact,

Electrical Specification:

Current Rating: 1.0 AMP

Contact Resistance: 30M Ohm max

Insulator Resistance: 1000M Ohm min. at DC 500V DC

Operating Temperature: -45°C ~ +105°C

ANGLE TOLERANCE	PROJECTION	Description:
±3°		1.0mm Pitch PCIE Card Connector Splint Type
GENERAL TOLERANCE	UNITS	mm
x.x ±0.30	SHEET SIZE	A4
x.xx ±0.20	Draw:	Daniel 2020-11-11
x.xxx ±0.10	Check:	Daniel 2020-11-11



NingBo KLS ELECTRONIC CO.,LTD.